

SANITARY HEAT EXCHANGERS

S-TF40AH-D

Annular space with removable inner tube and axial product inlet. Special design for high pressure.

SANITARY LINE

Optimized designs to favor a good CIP (Clean In Place) cleaning of the product channel, guaranteeing the best finishes and the drainability of the equipment.

OPERATION

The S-TF40AH-D is a tubular exchanger consisting of three concentric tubes. The product flows through the central annular space while the service does it through the outer and inner channels.

APPLICATIONS



Heating processes (pasteurization, sterilization, UHT, etc.) or cooling of products with high viscosity. This model is designed for products such as chocolates, butters, tomato paste, jams, pudding, custard, yogurt, among others.

ADVANTAGES OF CORRUGATION

- HYGIENIC PROFILE
- DIFFERENT CORRUGATION GEOMETRIES (HARD/SOFT/PLAIN)
- TURBULENT FLOW (LOWER REYNOLDS NUMBER THAN FOR SMOOTH TUBES)
- HIGHER HEAT TRANSFER COEFFICIENTS AND LOWER EXCHANGE AREA
- HOMOGENEOUS THERMAL TREATMENT
- LOWER FOULING
- SHORTER RESIDENCE TIMES
- LONGER RUNNING TIMES

ADVANTAGES OF TUBULAR HEAT EXCHANGER

- LOW MAINTENANCE COSTS
- HIGH WORKING PRESSURES
- HIGH WORKING TEMPERATURES
- PROCESSING OF PARTICULATE OR FIBRE PRODUCTS
- EASY INSPECTION AND DISASSEMBLY
- HIGH SECURITY IN ASEPTIC PROCESSES
- EASY TO ENLARGE



Discover all the advantages of corrugation in tubular heat exchangers
sacome.com/corrugated-shell-and-tube-heat-exchangers

www

SACOME HEAT EXCHANGER TYPE DEFINITION

S-TF40AH-D-1-76/52/35/16-6000-304/316L-H

S
SANITARY LINE
TF40AH
ANNULAR SPACE. PRODUCT INLET ON THE AXIAL AXIS. DESIGN FOR HIGH PRESSURES
D
REMOVABLE INNER TUBES
0/1
WITHOUT/WITH EXPANSION JOINT
76
Ø TUBE 3 (mm)
52
Ø TUBE 2 (mm)
35
Ø TUBE 1 (mm)
16
Ø TUBE 0 (mm)
6000
NOMINAL LENGTH (mm)
304
SHELL SIDE MATERIAL
316L
TUBE SIDE MATERIAL
H/S/P
**CORRUGATION INDICATOR
(HARD / SOFT/ PLAIN)**

STANDARD DESIGN CONDITIONS

Design temperature
180 °C

Design pressure
10 barg

For higher design pressure or temperatures as well as hazardous fluids, the heat exchangers can be checked according to AD 2000 Merkblätt, ASME VIII Div.1, PD 5500, EN13445 or by Finite Elements Analysis and CE certificated by individual inspection modules.

* Included: Quality certificate and CE Marking according to 2014/68/UE.

STANDARD MEASURES

Shell side diameter
52 mm – 204 mm

Inner tube diameter
≥ 16 mm

Length
1-1.5-2-3-6 m

* Other available sizes under request.

MATERIALS

Shell & Tubes

Stainless Steel 304 or 316L

* Other materials available on request (2205, 2507, 254 SMO among others).

AVAILABLE CONNECTIONS

**Clamp
Flange
DIN 11851**

* Other connections available on request.

SURFACE FINISH

External
External Polished

Product side
Product channel designed to promote CIP (Clean In Place).

OPTIONS

INSULATION


Mineral wool coated in 304 stainless steel metal sheet.

INTERCONNECTIONS

In case the equipment contains several units in series, SACOME can provide the interconnections for the product channel and the service channel.

FRAME

In 304 stainless steel. The type and shape of the frame will be selected to fit the needs of each project. If required, equipment may be sloping for better drainage.


SACOME

Ctra. de La Unión Km. 3,5 | 30399 Vista Alegre - Cartagena | Murcia | Spain
Phone: +34 968321411 | Fax: +34 968500003 | Email: sacome@sacome.com | www.sacome.com